

Phone: 610.593.7700

Website: [www.mysheds.com](http://www.mysheds.com)

5075 Lower Valley Road, Atglen PA 19310

CUSTOM AMISH-BUILT STORAGE

# SHEDS

**Purchase or Rent**



*Gazebo with Pagoda Roof*



*Where dreams become reality*



*Hampton Pavilion*

*Artisan Pergola*



# Welcome!

Once upon a time, putting up a storage shed in the backyard was a pretty cut-and-dry endeavor. You either built something yourself or went down to the local hardware store. Your biggest choices were most likely what size to buy and whether you wanted tan or white siding.

Things have changed dramatically! Today's marketplace includes the Internet and "Big Box" hardware franchises, as well as local shed manufacturers and shed dealers in every corner of the country.

Buying a simple backyard shed is no longer a simple matter. The multitude of styles, colors, options and upgrades makes buying a shed (or garage) almost as complicated as building a home! The choices are endless... How does one sort through everything and feel confident they made the right choices?

We're here to help. This booklet is more than a catalog. It's an informative Buyer's Guide for people - just like you - looking to purchase a shed (or garage) for their home or business. We'll explain everything you need to know and help you answer the questions you didn't even know you should ask. In the end, you'll be clear headed and confident - ready to buy the structure that fits your needs *perfectly* in form, function and finances...



## Contents

<b>Getting Started.....</b>	<b>Page 3</b>
<b>3 "Musts" Before Buying ANY Structure.....</b>	<b>Page 4</b>
<b>Siding: Wood or Vinyl.....</b>	<b>Page 6</b>
<b>Site Prep.....</b>	<b>Page 7</b>
<b>Shed Specs and Details.....</b>	<b>Page 8</b>
<b>Shed Styles to Match Your Home.....</b>	<b>Pages 9-14</b>
<b>Standard Features.....</b>	<b>Page 15</b>
<b>Color Selection.....</b>	<b>Page 16</b>
<b>Options.....</b>	<b>Page 17-22</b>
<b>Delivery.....</b>	<b>Page 23</b>
<b>Satisfied Customers.....</b>	<b>Page 24</b>
<b>Sunrooms.....</b>	<b>Page 25</b>
<b>Concession Stands.....</b>	<b>Page 26</b>
<b>Home Office.....</b>	<b>Page 27</b>
<b>Man Caves.....</b>	<b>Page 28</b>
<b>She Shed.....</b>	<b>Page 29</b>
<b>Gazebos.....</b>	<b>Page 30</b>
<b>Pergolas.....</b>	<b>Page 31</b>
<b>Pavilions.....</b>	<b>Page 32</b>
<b>Dog Kennels.....</b>	<b>Page 33</b>

Be sure to check out the other half of this catalog.  
Its all about garages. We know you'll find valuable tips and information there.



# Meet Some New Friends...

We'd like to introduce you to some folks who need to purchase extra storage and work space. They're regular people just like you, and we think you might have a thing or two in common...

**Nothing beats having a good friend to offer advice or share experiences with.**

## Who Sounds Most Like You?

### Meet Kate and Matt...



Kate, Matt and their kids have been in their house for a few years now and are running out of space.

"We can't park both cars in the garage there's so much stuff!" says the couple as they both point a finger at each other.

Matt is purely practical. He wants a shed that will hold up structurally and keep pace with the kids' bikes and toys. Kate insists it has to look good and match the house. Both are frustrated with the lack of experienced help at the local Big Box stores and aren't sure where to begin. Staying within their budget is a top priority too.

### Meet Paul and Alice...

Paul and Alice enjoy having the house to themselves. The kids have moved out and taken their stuff with them. But don't think that's created a vacuum: Paul has become an avid gardener, and there's just not enough time in the day (or space in the basement) for Alice's scrap-booking, crafts and flea-market finds.

Storage and usable workspace tops this couple's list of "must haves" for their new building. Should they buy a simple shed or is there another alternative that would suit them better?



### Meet Randy...



Randy is the ultimate "weekend warrior." He can fix anything! Randy's wife, Karen, declined to appear in the picture with him. She's still a little angry about the "basement remodel" episode of last year.

Yet Randy remains undeterred. He's saved the family quite a bit of money over the years doing odd jobs, making repairs around the house and keeping the family's vehicles tuned up and running smoothly. He's ready to get his stuff out from under the blue tarps and under the roof of his very own garage/workshop/"man space."

Nothing fancy - just a place to park his truck, store his tools and tinker to his heart's content.



# Points to Consider Before You Purchase



The bad news is that selecting the right storage structure can be overwhelming. The good news is that answering a few simple questions enables you to select a structure that gives you everything you want *and* satisfies all your storage needs.

Use this booklet as a Buyer's Guide and a workbook. When you're finished, you'll have a complete understanding of sheds and be ready to order your new structure with confidence.

## 1. Ask Yourself... What will I use my new structure for?



### Basic Storage?

Surely you didn't wake up this morning and say, "Hey! I'm going to get me a storage shed today..." Instead, you've slowly become aware that you seem to be collecting a bit too much stuff. It gets harder and harder to park the car in the garage. Opening the closet door unleashes an avalanche of clothes, shoes and toys down on your head. Or, you find that your basement has been reduced to a 3 foot pathway from the bottom of the steps to the washer and dryer.

Whether your goal is organizing the garage, cleaning out the basement or freeing up space in the attic - getting a new storage shed is like adding a brand new room overnight!

### Lawn and Garden Equipment?

If you're a property owner, you know firsthand how much lawn and garden equipment you need to keep your place in top shape.

Lawn mower, weed whacker, rakes, shovels, bags of lawn fertilizer, weed killer, hose, wheel barrow... all that essential equipment takes up space.

Rather than try to squeeze everything into an already crowded garage, put it in a new storage or potting shed. By keeping your tools and equipment where the work is, your landscaping chores just got easier.



### *Are You Renting a Storage Locker?*

Buying your own storage shed can pay for itself in a matter of months.

After the shed is paid for, it's actually *saving* you money!

### A Workshop?

From a do-it-yourself carpenter to a scrapbooking crafter, from an artist to a backyard astronomer... *anyone* who truly enjoys a hobby will consider it money well spent to purchase a storage shed for use as a dedicated workshop.

Packing and unpacking supplies or dragging out equipment and then putting everything away can take the joy and spontaneity out of even the most beloved pastime.

Having your own permanent workspace means no interruptions, which keeps your creative inspirations flowing!



# Your Own Private Retreat?



Rather than a costly construction project, one of our pre-made sheds can be a faster, more affordable way to add another room to your home.

We've seen folks transform their shed into a home gym, an office, or even a deluxe "man cave" complete with pool table.

By choosing the right options (see pages 18-22) you can create a structure that won't look or feel like a shed at all.

## Vehicle Storage: Boats, Restored Cars, ATVs?

There are three choices if your garage is overrun with last year's dead plants and the kids' sports equipment: try to squeeze everything into the limited space you have, sell or throw away your cherished items or purchase additional space by getting a new storage shed or garage to store your vehicles.

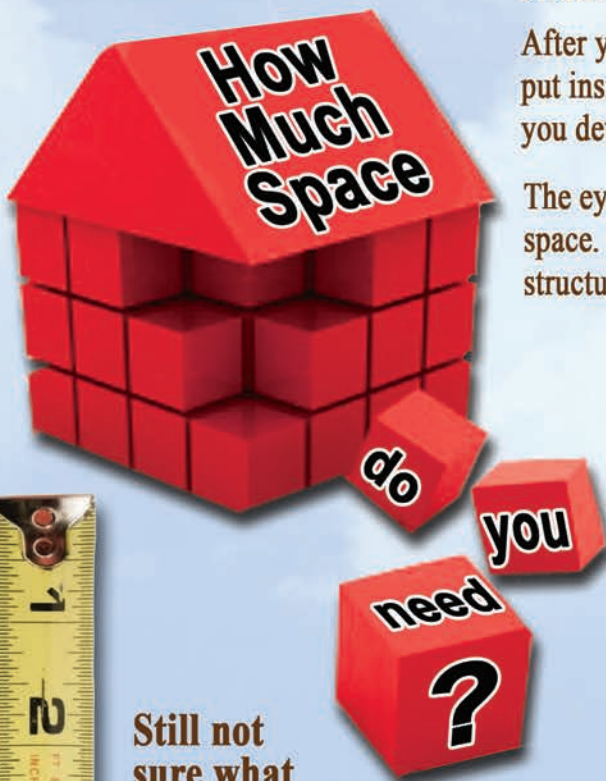


## Next Question...

We offer a wide range of choices from a basic storage shed, to an inexpensive one-car garage, to beautiful custom-built 8-car garage you can design with additional work space, upstairs storage or living area.

After you know what you'll use your new storage shed for, think about what you'll put inside or your workspace requirements *before* you go shopping. This will help you determine what size building to buy.

The eye can play tricks - what you imagine will fit may in reality take up much more space. Do your homework. Create a list of everything you plan to put inside your structure and compare it to our "Guide to Square Footage" below...

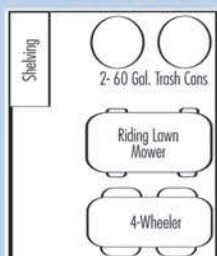


Still not sure what size shed to buy?

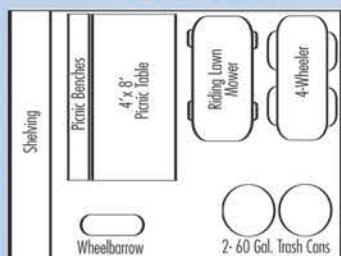
Before placing your order, consider the possible configurations of some popular sizes.

Square Footage Range	Good for Storing...	We Recommend...
96 to 120	Garden tools, push mower, snow blower, some boxed items.	8 x 12 – Good for small back yards with minimal storage needs. A lawn tractor inside would be a tight fit. The smallest structure – 6 wide x 8 long is less than 50 square feet.
140 to 180	Lawn tractor, push mower and snow blower. Still enough room for a small work area. Use wall space to hang garden tools. Some leftover space for boxed items.	10 x 16 works well for nearly all of our customers. Most popular size. Fits all important items but not a lot of room to walk around. Pay special attention to where you will place your riding mower in relation to the doors.
240 to 280	Lawn tractor, with attached bagger, push mower and snow blower. Larger walls mean more space for hanging tools and adding shelves. Room at one end for an 8 x 12 work area.	12 x 20 is a best seller in the large shed category. If extra space to walk around is important, or if you need a work area that can accommodate some equipment, going with this larger size won't disappoint.

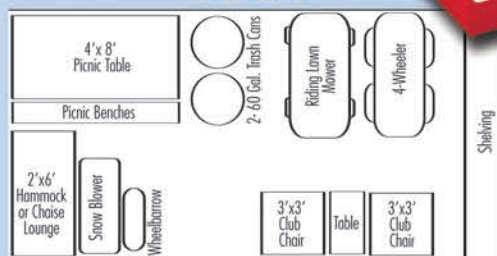
10 x 12



12 x 16



12 x 24



We design in 3D

That's why it's so important to think beyond square feet. Cubic feet takes advantage of the area *above the floor*. Consider ALL the space! 5.





### 3. Final Consideration

## What Type of Siding Best Suits Your Needs? Man-Made Vinyl or Natural Wood Material

#### The Benefits of VINYL Siding:

- Never stain, seal or treat again.
- Maintenance free.
- Easy to match the color to complement your house.
- Uniform appearance.
- No cracking or splitting.
- Easy to clean.
- Smooth - no splinters.
- Longevity - stands up to long-term exposure to moisture.
- Comes with a life-time warranty.

#### *But, consider this...*

- Fewer color choices.
- Costs extra.

#### The Benefits of WOOD Siding:

- More color choices.
- Paint or stain available at no extra cost.
- Standard siding on all our sheds.
- Easily repainted should you decide to change the color.
- Custom color matching available.
- Attaching planter hooks, hose reels, window boxes, or other decorative elements requires nothing more than a hammer and nail.

#### *But, consider this...*

- May require repainting or restaining every 5 to 7 years.

### Moisture is a Shed's Worst Enemy

*Siding and paint can suffer damage with years of exposure to moisture and backsplash from rain and snowmelt.*



### We Install Gutters!

#### KEEP YOUR SHED DRY

- Choose an open, sunny location.
- Prepare your site for good drainage.



*12 x 20 Dormer shed with beige vinyl siding, white accents, earthtone cedar architectural shingles and larger windows with hunter green shutters. The door with the arched glass comes standard with the dormer package.*



*12 x 20 shed with extended dormer. Tan vinyl siding, weatherwood shingles and barn red accents.*



*12 x 20 A-Frame, tan Duratemp siding with white trim, flower boxes, cupola, blue door and shutters. Ridge vent and 6' ramp. Customer supplied shingles and lights.*



*10 x 14 Garden Shed. Transom windows added to doors. Cupola and 5' ramp.*



# Site Preparation

## *Before you get started ...*

Prior to purchasing any building from us, we recommend checking with your local township to see if you need any permits for your structure, building code officials, in addition to supplying the permit. Additionally, there may be any number of restrictions or requirements a property owner must meet, including height and/or size restrictions.

**BUT WAIT!** The nice thing about ordering with Stoltzfus Structures is that we can work with the township for you. Then you don't have to be bothered by the rules and regulations. We are often asked to supply building specs, generic drawings, etc. as part of the permit process and are happy to assist you.

## *Site Preparation ...*

Here at Stoltzfus Structures we pride ourselves to be the best in our sector. We take all the hassle out of our customers trying to figure out their going to find the time to get the permit, put the site in, and take off to be there for the delivery of your shed. We can get the permit, put the stone or concrete pad in, and get it delivered to you right on time!

*Call our sales team for prices and specs.*



We offer  
**SHED REMOVAL!**



We can  
**TEAR DOWN**  
old sheds!














# Shed Styles

You've spent a lot of time and money on making your home a real showplace. Depending on where you place your new storage shed, it could get just as much "curb time" as your home. Spend a bit of extra time picking out your new shed to make it the perfect addition to your property. You can select from nine shed styles with hundreds of options, upgrades and color combinations to create a structure that will perfectly complement your home and uniquely reflect your personal standards and style.

Educate yourself about all the FREE choices and reasonably priced upgrades to create your one-of-a-kind shed.

Style	Description	Best Suited For	Price	Example
<b>Mini-Barn</b>	<ul style="list-style-type: none"> <li>The smallest and most basic of our sheds.</li> <li>Gambrel, or barn style, roof.</li> <li>Comes standard with a double door and 1 screened window.</li> </ul>	<ul style="list-style-type: none"> <li>Budget conscious</li> <li>Excellent choice for neighborhoods with height restrictions.</li> </ul> <i>(*this shed is less than 10' high)</i>	\$	 Page 9
<b>A-Frame</b>	<ul style="list-style-type: none"> <li>Another basic shed style.</li> <li>More overhead room than the mini-barn.</li> <li>Comes standard with a double door and 2 screened windows.</li> </ul>	<ul style="list-style-type: none"> <li>Basic storage / low cost.</li> <li>A little more overhead space.</li> <li>Easily upgraded to a 1-car garage.</li> </ul>	\$ \$	 Page 9
<b>Hywall</b>	<ul style="list-style-type: none"> <li>Gambrel, or barn style, roof.</li> <li>Comes standard with a double door and 2 screened windows.</li> </ul>	<ul style="list-style-type: none"> <li>Maximum overhead storage.</li> <li>Easily upgraded to a 1-car garage.</li> </ul>	\$ \$	 Page 10
<b>Quaker</b>	<ul style="list-style-type: none"> <li>Off-center roof adds more style.</li> <li>Larger overhang on front wall than other shed styles.</li> <li>Comes standard with a double door and 2 screened windows.</li> </ul>	<ul style="list-style-type: none"> <li>Make your storage space more attractive with this classic salt box profile.</li> </ul>	\$ \$	 Page 10
<b>Dormer</b>	<ul style="list-style-type: none"> <li>An adaptation of the basic A-Frame.</li> <li>Dormer roof includes window.</li> <li>A single slab door with arched glass.</li> </ul>	<ul style="list-style-type: none"> <li>The ultimate in backyard storage.</li> <li>3 dormer styles – page 11</li> <li>Perfect for a small office or a child's playhouse.</li> </ul>	\$ \$ \$	 Page 11
<b>Hip Roof</b>	<ul style="list-style-type: none"> <li>Same as the A-Frame with steeper roof pitch.</li> <li>Comes standard with a double door and 2 screened windows.</li> </ul>	<ul style="list-style-type: none"> <li>Complement your home with a matching roof line.</li> <li>This roof style does well in especially windy or coastal locations.</li> </ul>	\$ \$ \$	 Page 11
<b>Garden</b>	<ul style="list-style-type: none"> <li>Most attractive upgrade package for the money.</li> <li>Double door and 2 screened windows.</li> <li>Includes larger windows, steeper pitch roof, a 7" overhang and more...</li> </ul>	<ul style="list-style-type: none"> <li>Designed with the gardener in mind.</li> <li>Add the Potting Shed upgrade to make this the perfect workspace for plant lovers.</li> </ul>	\$ \$ \$	 Page 12
<b>Board &amp; Batten</b>	<ul style="list-style-type: none"> <li>White pine board &amp; batten siding makes this stand apart from all the other shed styles.</li> <li>Available with Quaker style roof.</li> <li>Comes standard with double doors and 2 windows.</li> </ul>	<ul style="list-style-type: none"> <li>Highly sought after by those wanting a rustic, "country" look.</li> <li>Many historical neighborhoods welcome this shed.</li> </ul>	\$ \$ \$ \$	 Page 12
<b>Pool House</b>	<ul style="list-style-type: none"> <li>The perfect "little house" for your property.</li> <li>Standard features include: set of double doors AND a single door, 2 screened windows and an attached porch with Trex flooring.</li> </ul>	<ul style="list-style-type: none"> <li>Perfect for storage, kids' toys or pool changing area.</li> <li>Consider this for a guest house, in-law quarters or a hunting cabin.</li> </ul>	\$ \$ \$ \$ \$	 Page 13



# Mini Barn

The Mini-Barn is our smallest shed style (standing less than 10') high. It's petite and therefore not as conspicuous in your neighborhood. The mini-barn is also our most economical shed.

- Comes standard with an 18" x 27" screened window and a double door.



*"The shed is wonderful and the kids adore it! We also appreciate the guys signing the inside. We will keep that in there. The kids were impressed with that addition as well. My son was really in awe of all the autographs that he now had. Finally, the experience was a total pleasure. The guys today were really great and didn't mind us gawking as they did their work. Thank-you for everything."*  
 -David & Erika Aikers  
 (Philadelphia Eagles Place Kicker)



## 10 x 18 Mini-Barn

Siding - Sandstone SmartSide  
 Trim - Hunter Green  
 Shingle - Weatherwood

The mini-barn shed comes with one window which is mounted on the back wall, opposite the door.

This shed comes in a full range of sizes. From 6 x 8 to 14 x 40!



## 8 x 10 Mini-Barn

Siding - White Vinyl  
 Trim - Blue  
 Shingle - Granite Gray, Architectural

This shed features a slab door or you could choose a vinyl door instead (see page 19). For more light, consider adding windows to the doors.

**Note:** On vinyl sided sheds, the corner trim is the same color as the siding.

# A-Frame

The A-frame shed is our most popular style. Named for its "A" shaped roof line, it measures approximately 10' high at the peak. This shed is the base model for our Hip Roof, Dormer and Garden sheds.

- Comes standard with 2 - 18" x 27" screened windows and a double door.



## 10 x 16 A-Frame

Siding - Sandstone SmartSide  
 Trim - Dark Brown  
 Shingle - Dark Brown  
 Shutters - Dark Brown Raised Panel

This shed is shown in one of our most popular sizes. We've added shutters. See Page 18 - 22 for details on all our options and upgrades.



## 12 x 16 A-Frame

Siding - Light Gray Vinyl  
 Trim - White  
 Shingle - Black  
 Shutters - Dark Gray, Louvered

Slab door comes standard with vinyl siding.

Shown with optional shutters and garden gable vents.



## 12 x 24 A-Frame

Siding - Khaki SmartSide  
 Trim - Beige  
 Shingle - Weatherwood  
 Shutters & Side Door - Barn Red

The standard side eaves on an A-Frame shed are 5". This garage includes an 8" eave on the front end.

Shown with optional 9' x 7' overhead door, 8' pressure-treated wood ramp, shutters and wood gable vents.



# Hywall

If you want maximum overhead storage, the open barn style roof of the Hywall shed has to be your #1 choice. For a few extra dollars, we'll install a 4' loft on either gable end so you can store your stuff as soon as the shed comes off the truck!

- Comes standard with 2 - 18" x 27" screened windows and a double door.



## 10 x 16 Hywall

Siding - Sandstone SmartSide  
Trim - Dark Brown  
Shingle - Dark Brown

Another best seller. Size ranges from 6x8 to 12x40. Ask us about 14' wide. The only upgrade to this shed is the addition of shutters.



## 10 x 16 Hywall

Siding - Red SmartSide  
Trim - White  
Shingle - Black

Optional shutters, carriage overhead door, ramp, transom and entry door and gable vents.



## 12 x 24 Hywall

Siding - Sandstone Vinyl  
Trim - White  
Shingle - Dark Brown

Add an overhead door and have us reinforce the floor to make a 1-car garage. Shown with 6' pressure-treated wood ramp and raised-panel side entry door.

# Quakers

The Quaker style adds an aesthetic flair to the A-frame with its asymmetrical front and back walls and decorative corner braces. The extra roof overhang adds some protection from the elements and the off-center roof creates a varied and appealing interior.

- Comes standard with 2 - 18" x 27" screened windows and a double door.



## 10 x 16 Quaker

Siding - White SmartSide  
Trim - White, Black door trim  
(Black optional shutters)  
Shingle - Dark Gray

(Window and door placement can be changed at no extra charge.)



## 12 x 16 Quaker

Siding - Light Gray Vinyl  
Trim - Light Gray  
Shingle - Dark Gray

Shown with optional shutters and vents.



*"Listen Matt, there are lots of other sheds here that look really great.*

*It won't cost much more than the plain ones and I can make it match the house.*

*We're going to have this shed a long time; let's dress it up!"*



# Dormer

The Dormer shed is simply an enhanced A-frame shed with a steeper pitch roof. It includes the same standard features as the A-frame. Upgrading with the dormer package adds an attractive, distinguished facade.

- Dormer package includes dormer roof, dormer window and fiberglass raised panel door with arched glass.



**10 x 16 Standard Dormer**

Siding - Beige Vinyl  
Trim - White  
Shingle - Dark Gray  
Shutters - Hunter Green

We swapped the standard double doors and single fiberglass raised panel door with arched window (included in all dormer packages) for double fiberglass raised panel doors with arched windows. Shown with optional shutters and vents.



**10 x 16 Garden Transom Dormer**

Siding - Khaki Smartside  
Trim - White  
Shingle - Black  
Shutters & Door - Barn Red

This dormer shed has been upgraded with the Garden Shed package (details page 19). A transom window in the door completes the look.



**12 x 20 "Cape Cod" Dormer**

Siding - Sandstone Vinyl  
Trim - Khaki  
Shingle - Dark Gray

You won't pay extra for the "Cape Cod" style. We painted the single door barn red and added shutters and flower boxes. Double doors and a single fiberglass raised panel door with arched glass are included in the dormer package.

# Hip Roof

Yet another variation of our popular A-frame shed. The Hip roof is a good match to the roofline of many homes. This roof style may do better in especially windy or coastal locations.

- Comes standard with 2 - 18" x 27" screened windows and a double door.



*"I want a lot out of my shed... it has to blend in with our landscaping, give me plenty of room for my hobbies AND no doubt our grandchildren will want to use it as their playhouse!"*



**10 x 16 Hip Roof**

Siding - Khaki Vinyl  
Trim - Khaki  
Shingle - Weatherwood  
Shutters - Hunter Green

Fiberglass raised panel doors can be upgraded at no extra cost when you choose vinyl siding.

Shutters are extra.



**12 x 12 Garden Hip Roof**

Siding - Red SmartSide  
Trim - White  
Shingle - Dark Gray  
Shutters and doors - Light Green

This decorative hip roof shed has been dressed up with colonial doors with transom windows, shutters, cupola, fancier trim and 7" overhang all around. This give this shed a classy appeal.



# Garden

The Garden Shed Package takes any shed style to the next level. This upgrade gets larger windows, a higher pitch roof, 7" eave, distinctive window trim, wood corner trim, full fascia board around the entire roof edge, wooden gable vents and decorative shutters.

- Choose different colors for windows, corners, faceboard, drip edge, door and gable vents - See page 18.



## 10 x 16 Garden A-Frame

Siding - Khaki SmartSide

Trim - White

Shingle - Black

Shutters & Doors - Barn Red

We've dressed up this garden shed with an optional arched door on the front and a colonial-style door on the end. The decorative hinges are included.



## 12 x 16 Garden Hywall

Siding - Red

Trim - White

Shingle - Granite

Shutters & Doors - Light Green

We've taken a popular style with maximized overhead storage and attractive design to make the Garden Hywall shed. This style comes standard with 2-windows, shutters, and gable vents.



## 10 x 16 Garden Quaker

Siding - Light Gray

Trim - White

Shingle - Dark Gray

Shown with optional flower boxes. Another attractive style to enhance the look of your backyard.

# Board & Batten

The Board & Batten shed is different than the other sheds, and that difference is more than just the siding. Its rustic country look immediately fits right in to any rural or historical setting.



## 12 x 20 Carriage Garden Shed

Siding - Khaki

Trim - Sandstone

Shingle - Weatherwood

Doors & Windows - Mission Brown

The Garden Carriage Shed offers a rustic look to your backyard! This style comes with decorative wood carriage windows and carriage wood doors.



## 10 x 16 Garden Shed

Siding - White pine, stained

Shingle - Dark Brown

Our board and batten sheds are made with post and beam framing rather than usual studding like our other sheds.



## 10 x 16 Board & Batten Garden Shed

Siding - Red Smartside Board & Batten

Shingle - Dark Gray

Windows - Wood sash style (optional)

Shown with optional double doors and transom windows.



# Manor Elite & Garden Elite Sheds



## 10 x 20 Manor Elite

Siding - Barn Red (Smart Side) (Lap Siding)

Trim - White

Shingle - Black roof

The design of this unique building is to be for storage space and also give you the relaxing porch feel.



## Garden Elite Shed

(Available in the A Frame or Hywall)

Our Garden Elite style is designed for more storage space. The Elite also resembles most houses with steeper roof pitch. Garden Elite includes 8' walls, shutters, vents, transom in one gable, 2 24x36 windows and reinforced floor.

## Garden Elite Garage

(Available in the A Frame or Hywall)

Our Garden Elite can also be used as a 1 car garage or just a everyday workshop. Our Garden Elite Garage includes 8' walls, reinforced floor, transom windows in one gable, overhead door, shutters, vents, 2 24x36 windows, and single entry door



# Pool House

The ultimate in pool-side comfort and utility. Use as storage for the kids' pool toys, a guest changing area or as place to keep your pool chemicals, pump and filtering system.

If you don't have a pool, this shed could be an office or a guesthouse... Use your imagination!



**12 x 20 Hip Roof Pool House**

Siding - Light Gray

Trim - White

Shingle - Weatherwood

Upgrade includes shutters on windows, vinyl posted rails and hip style roof. The porch is 8 x 12 and 12 x 12 changing area.



**12 x 16 Grand Manor Pool House**

Siding - Chestnut Stain Lap Siding

Trim - White

Shingle - Black

Upgrades include 15 lite glass entry door, electrical package, custom bar area, and stone veneer on exterior. The porch is 8 x 12 giving you an 8 x 12 storage area.



**12 x 16 Poolside Oasis**

Siding - Khaki Lap Siding

Trim - White

Shingle - Black

Shown with optional electrical package, 15 lite entry door, cupola, and weathervane. This style includes a 6 ft. overhang.



**20 x 20 Royal Retreat Pool house**

Siding - Khaki Vinyl

Trim - White

Shingle - Dark Brown

This style must be built on site. Style is shown with 8 pitch roof, electrical package, cupola, and weathervane.



# Look What We Call Standard Features

All our structures are built to order by hand, the way a carpenter builds a house. We use standard wood framing techniques and materials and scale everything to the proper dimensions for sheds or garages.

Our attractively designed buildings are of superior construction and will not rust, dent, chip or spall. They are strong enough to accommodate heavy equipment and keep your belongings safe, dry and well-protected.

Instead of listing technical data, let us tell you about the features built in to all our structures...

FEATURE	BENEFIT	COMPARE to "BIG BOX" Store
<b>Pre-Built</b>	<ul style="list-style-type: none"> <li>Ready for immediate use.</li> <li>EVERYTHING is included.</li> </ul>	<ul style="list-style-type: none"> <li>Kit only. You'll pay extra for installation <i>IF</i> it's available...</li> <li>Shingles, paint, etc. may need to be purchased separately.</li> <li>Hard-to-follow instructions.</li> </ul>
<b>Double Doors</b> <b>Door Opening:</b> 8' wide sheds: 48" wide x 5'8" high 10' wide sheds: 60" wide x 6' high 12'/14' wide sheds: 72" wide x 6'3" high	<ul style="list-style-type: none"> <li>Doors are completely framed for a finished look with no rough edges.</li> <li>Reinforced design adds a decorative element and extra strength.</li> <li>Large enough to accommodate large items – <i>the average riding mower is 4-5 feet wide.</i></li> <li>Secure belongings – lockable latch with key included.</li> </ul>	<ul style="list-style-type: none"> <li>Smaller door openings could limit what you're able to store.</li> <li>Standard size door regardless of shed size.</li> </ul>
<b>Windows</b>	<ul style="list-style-type: none"> <li>Allows in light and air.</li> <li>Screens included. Keeps bugs out!</li> <li>Framing available in white or dark brown.</li> </ul>	<ul style="list-style-type: none"> <li>Only one style available.</li> <li>Screens not included.</li> </ul>
<b>5/8" SmartFinish Floor</b>	<ul style="list-style-type: none"> <li>Sturdy and strong – rated at 40 psi.</li> <li>Clean, uniform appearance.</li> </ul>	<ul style="list-style-type: none"> <li>Floor may not be included.</li> </ul>
<b>2 x 4, 16" on center Studding / Joists</b>	<ul style="list-style-type: none"> <li>Strong enough to support heavy lawn and garden equipment, motorcycles and other recreational vehicles.</li> </ul>	<ul style="list-style-type: none"> <li>2 x 4, 24" on center.</li> <li>Some sheds – 2 x 3, not as strong.</li> </ul>
<b>6'4" or Higher Sidewalls</b> <i>(depends on shed style)</i> <b>10' Height</b>	<ul style="list-style-type: none"> <li>Increased wall space for shelves, hanging tools and storing taller items.</li> <li>More cubic feet.</li> </ul>	<ul style="list-style-type: none"> <li>6' side walls.</li> <li>8' high – <i>Our 10' high sheds give you an extra 2 FEET of overhead storage!</i></li> </ul>
<b>½" LP Smart Side Wood Siding</b> <i>(*painted in your color choice)</i> - Sheds & Garages	<ul style="list-style-type: none"> <li>Extremely straight and strong.</li> <li>Won't chip, splinter or split.</li> <li>Superior surface for painting.</li> <li>Rated for exterior, residential uses.</li> </ul>	<ul style="list-style-type: none"> <li>Siding may be plastic or vinyl coated metal. <i>Try installing a shelf on that!</i></li> <li>Not always able to determine type of wood used.</li> <li>Unpainted.</li> </ul>
<b>30 Year Architectural Shingles</b> <i>(*your color choice of shingles)</i> <b>½" Roof Sheathing</b>	<ul style="list-style-type: none"> <li>OSB board is stronger than plywood.</li> <li>Won't bow, warp or sag.</li> <li>30 psi snow load.</li> </ul>	<ul style="list-style-type: none"> <li>Shingles must be purchased separately - <i>extra \$250 or more.</i></li> </ul>
<b>4 x 4 Foundation Skids</b>	<ul style="list-style-type: none"> <li>Pressure treated skids resist moisture.</li> <li>Raises floor 7 5/8" from the ground minimizing the tendency to draw dampness, which can rust stored tools or equipment.</li> <li>Makes it easier to move shed.</li> <li>Environmentally safe.</li> <li>Resists insect damage.</li> </ul>	<ul style="list-style-type: none"> <li>Not included in most cases.</li> <li>No air space causes moisture and condensation to build up, leading to rot and decay.</li> </ul>

*"These guys gave me a great education when I called ...*

*One of the most important things I learned was to compare 'apples to apples.'*



*The other shed companies I looked at got me really interested with their low price. I soon found out I'd have to pay extra to get the shed I really wanted.*

*Look at what this company includes as STANDARD!"*

*With so many great features built in, you won't pay a bundle to get the shed you really want.*

*~  
Upgrades & options are AFFORDABLE and customizing door and window placement won't cost you a dime extra!*



# Selecting Colors

After you've decided which shed style you want, it's time to choose the colors.

Choosing colors can be easy. Many people simply want to recreate the color scheme of their home. Others find it more challenging as they strive to create a structure that will make a statement of its own. Here are some things to think about if you want something other than an exact match for your house.

## Check Your Roof

Even if you don't want an exact match between your shed and your house, check the color of your home's shingles. Since it's an established color, match the shingles on the shed then do something different with the siding and trim. Tailor your shed to harmonize with your home, not clash.

### SHINGLE COLORS



### WOOD SIDING, TRIM & ACCENT COLORS



*\*Extra charge for Cedar, Mahogany and Chestnut stains.*

### VINYL SIDING COLORS



### PINE-BOARD & BATTEN STAIN COLORS

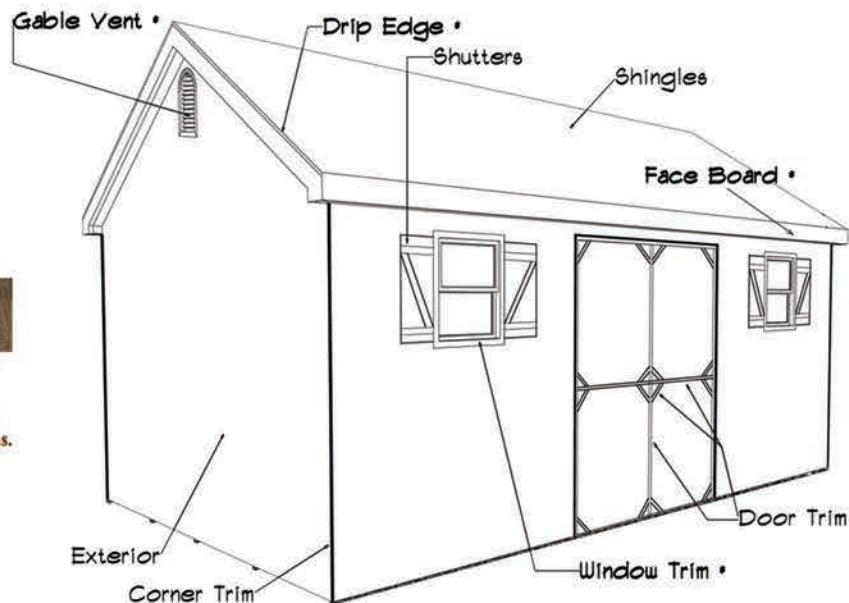


## Use Color for Size and Effect

Did you ever notice how large, grand estates are often painted white? Light colors can make a building look larger. White is a no-fail classic that projects a sense of size and dignity. Conversely, darker colors will make a structure appear smaller. Choose complementary rather than contrasting trim and accent\* colors for a quieter, less dramatic statement.

*You Can Choose the Colors for:*

- *Shingles*
- *Siding*
- *Trim*
  - *Consists of corner trim, drip edge, and door trim.*
  - *On vinyl sheds, the corner trim is the same color as the siding.*



*\*In addition to the color selection areas listed above, our Garden Shed package enables you to choose accent colors for:*

- *Window Trim*
- *Face Board*
- *Door*
- *Drip Edge*
- *Gable Vent*
- *Shutters, Flower Boxes*



# Double Doors

*All doors come with a keyed locking latch or knob, and aluminum diamond plate threshold to keep your belongings safe and secure.*

- All sheds come with double door.
- If you're upgrading to vinyl siding you have your choice of a wood door with vinyl siding or a raised fiberglass panel door.
- The double doors can be positioned anywhere on the shed at no extra charge.
- 8' wide sheds have a 48" wide x 5'8" high door opening.
- 10' wide sheds have a 60" wide x 6' high door opening.
- 12' and 14' wide sheds have a 72" wide x 6'3" high door opening.

*Note: The average riding mower is 4' - 5' wide.*


Remember...When adding an extra single door, please specify if you want the hinges on the right or left. A house door has the added option of opening in or out.



Standard Hinge



Strap Hinge  
(Standard on Arched Doors)



Standard Garden  
Shed Hinge



Standard Dutch  
Door Hinges



Standard Wood Doors



Standard Wood Doors  
with Transom Windows



Colonial Wood Doors  
with Transom Windows



Double Arched Wood Doors



Carriage Style Doors



Wood Doors with Vinyl Inset  
with Metal Trim



Solid Fiberglass Doors



Fiberglass Doors  
with Transom Windows  
(Painted Red)



Colonial Fiberglass Doors



Fiberglass Doors with 11 Lite Glass



Fiberglass Doors  
with 9 Lite Windows



Insulated Fiberglass House Doors



# Single Doors



Standard 36" Single Wood Door



36" Single Wood Door with Transom Window



36" Arched Wood Door



Single 36" Dutch Door



36" Pine Dutch Door



36" Single Solid Fiberglass Door



36" Fiberglass Door with 9 Lite Glass



36" Fiberglass Door with 11 Lite Glass



36" Fiberglass with 6 Lite



36" Fiberglass House Door



36" Fiberglass House Door with 9 Lite Glass



36" Fiberglass House Door with 11 Lite Glass



36" Fiberglass House Door with 15 Lite Glass

We offer a wide array of options and upgrades. Use your imagination and the information on the following pages to design the shed or garage of your dreams!



# Overhead Doors

Overhead doors are included on all garage models. However, many customers like having the option to add an overhead roll-up door to a shed or pool house. Replace the standard double door with an overhead door for a modest upcharge. Or keep your double doors and add an overhead door for easy access to riding mowers, motorcycles, or other large, hard-to-maneuver items.

- All overhead doors are available in white, dark brown, or clay - same price.
- Any style overhead door can be used with an automatic door opener.
- Insulated versions of any door style are available for an extra charge.
- All overhead doors include a locking latch with key and handle.
- Add windows for light or decorative touch - several styles available.
- The overhead doors can be positioned anywhere at no extra charge.
- 10' wide sheds get an 8' wide x 6'6" high overhead door.
- 12' wide sheds get a 9' wide x 7' high overhead door.
- 14' wide sheds get a 9' wide x 7' high overhead door (*can go to 10' wide x 7' high*)

*\*The mini barn shed cannot accomodate the overhead door.*



Standard Overhead Door



Basic Window Option  
(Shown with optional trellis overhang)



White Sunburst Window Option



Clay Carriage Overhead Door Option

## REMEMBER TO ORDER A RAMP!

Our pressure-treated wood ramps come in 4', 5', 6', and 8' widths and extend approximately 3'-4'.

Makes getting equipment in and out a breeze whether your door is roll-up or hinged.

Ramps are not attached to the shed and are easy to move.





# Windows

The playhouse windows match the windows on most homes. The bottom section of the window is screened and slides up to allow fresh air to circulate in your shed.

We offer endless possibilities for upgrading your windows: add extra windows, increase the size, and request insulated windows. Or provide your own windows and we'll install them for you!

NOTE: Window frames are available in white or dark brown.



An octagon window is included with the standard dormer package. It can also be purchased separately to accent any shed style.



18" wide x 27" high



24" wide x 27" high

*Also available in 24 x 36 and 30 x 36  
Insulated or Uninsulated*

## CONCERNED ABOUT SECURITY?

If your shed is located in an unsafe neighborhood or will be left unattended, you can opt for no windows to further protect your property.

# Shutters

Shutters are an inexpensive way to instantly make your shed more than just a plain utility building. They give any structure a finished look.

Vinyl  
Louver

Wooden  
"Z"

Vinyl  
Raised Panel



Barn Red

Hunter Green

Black

- The vinyl panel shutters have the same look seen on most homes.
- We'll paint the shutters to match your shed's trim. Or choose a contrasting or complementary color instead.
- Garden shed package includes 2 pair of decorative shutters.
- Shutters are considered fixed decorative pieces and are not designed to close, to cover or protect the windows.
- The "Z" style shutter can be ordered unpainted.
- NOTE: The smallest shed that will accommodate shutters is an 8 x 12.



# Flower Boxes

Another decorative option that's functional too. Who can resist a cute shed set off by bright flowers cascading out of their planter?



- Resin is the standard flower box for vinyl-sided sheds but can be requested for wood-sided sheds.
- The resin composite flower box has a gently scalloped edge.
- Either type of flower box is available in any color to match the trim. Or choose a contrasting or complementary color instead.
- The 5 1/2" depth is just right for your favorite annuals.
- The flower boxes have predrilled holes in the bottom to provide drainage for your plants.


## Ventilation

Adding vents to a shed, while not absolutely necessary, is money well spent. Your shed needs to "breathe" and vents allow that hot, stale air to escape. For maximum ventilation choose both gable and ridge vents.

### Standard Gable Vents



*Wood Siding*



*Vinyl Siding*

- Vents are typically mounted on the right and left gable ends of the shed up near the roof. Since heat naturally rises, this placement maximizes the vents' efficiency.
- Our gable vents are designed with screens on the inside to keep insects out.
- Standard gable vents are white. However, we'll paint them the same color as your sheds siding at no extra charge - Just ask!
- The Garden gable vents are included in the Garden Shed package.
- The Garden Shed upgrade allows you to choose any color you wish for your vents.
- Regardless of the vent type, angled louvers make sure water stays out.

### Garden Gable Vents



*Wood Siding*



*Vinyl Siding*

### Ridge Vents

The ridge vent is installed on the peak of the roof. A narrow gap between the roof halves allows heat build-up to leave the structure through the vent.

Matching shingles cover the vent making it almost invisible.





## Cupolas & Weathervanes

Adding a cupola, with or without a weathervane, is like icing on an already delicious looking cake. It's the piece that will set your shed apart from everyone else in the neighborhood!



- Cupolas aren't just decorative. Ask to have it set up as a vent.
- Cupolas are available in wood or vinyl to match your shed's siding.
- Add a weathervane! We have several attractive designs to choose from.



All our weathervanes are metal and include the north/south/east/west directionals.

### Insider "Secret"...

Guarantee your cupola matches your shed: 1" of cupola = 1' of building.  
Example: a 10 x 20 shed looks best with a 20" cupola!

## "Green Thumb" Packages

Interior: Potting Shed



Window shown with 1x3 trim, "Z" shutters and flower box.



These packages add plenty of light and create a great place to work. The Potting Shed package is usually added to enhance the Garden Shed package; however, any of these components can be purchased separately and added to any shed or garage.

### Garden Shed Package Includes:

- Double door
- 2 - 24" x 27" screened windows
- Window trim
- 2 decorative gable vents
- 2 pair of shutters
- 7" extended overhang all around
- 7 pitch roof
- Decorative Hinges (see page 19)

### Potting Shed Package Includes:

- 69" x 30" skylight - *More natural light*
- 4 - 24" x 27" screened windows - *No bugs*
- Potting Bench workspace - *A full 2' deep*



## Roof Options

- **Tar Paper** Add this black felt paper on top of the roof sheathing to act as a vapor barrier, especially if you plan to heat your structure.
- **Plywood** Our standard roof sheathing is Oriented Strand Board. If you prefer plywood, it is an upgrade.
- **Gutters** Helps prevent deterioration of your wood-sided shed by moving water away.

## First Class Facades

Molded resin brick or stone adds that extra "something special" to any shed or garage. Details like this might stand out by themselves but put them together with some of our other upgrades and your garage will really shine!

Available in:  
- Clay  
- White  
- Hunter Green  
- Dark Brown



Durable. Fade resistant. Looks just like the real thing!



# Delivery

You've done all the planning and research. Compared prices, features and options and chosen us to supply your new structures. The permits are approved. The site is prepared. And you've ordered your shed. The delivery date is fast approaching and you're wondering just what to expect when the big day arrives.

The nice thing about our deliveries is that we don't come into your yard with a truck and trailer. We have a mule, which is a small forklift with flotation tires, so it cuts down on yard damage and getting stuck.

And if you can't get a building delivered to you, we can build it on site. What we do is build the walls at the shop and send a crew out to your house. They carry the stuff through your gate and assemble the building on your pad.



Hello Stoltzfus Structures Team,

Your crew were real professionals. They did an EXCELLENT job and were very polite and hard working. They cleaned up everything when they were finished. My family and I have purchased many structures from you over the years and we have always been pleased. I have recommended Stoltzfus Structures to many people who need a quality, affordable storage building.

Thank you for another job well done!

Richard Eisenbeis



Hey Stoltzfus Team,

Just want to thank you, your builders, site work men, and the delivery guy for a great job on our shed/garage. A great job from all involved. It looks great. I will highly recommend Stoltzfus Structures to everyone I know!

Thank you very much,

Ray & Betty Laws



# Satisfied Customers!

## Evaluate...

- Needs
- Budget
- Parameters

## Choose...

- Size
- Style
- Options



**10 x 16  
Garden Shed**



Kate and Matt were both able to get what they wanted without exceeding their budget or sacrificing on style.

The basic A-frame style fit well within their budget and the Garden Package with arched door upgrade added that little "something extra" that makes this shed more than basic storage.



**14 x 32  
A-Frame  
Potting Shed**



Paul and Alice couldn't be happier with the choices they made. They took an A-frame storage shed to the next level by adding two Potting Shed packages and cedar siding. The 9' overhead cedar door makes getting Paul's lawn equipment in and out so easy and Alice has more than enough room for her artistic and flea market treasure-hunting endeavors.

## Garage of his dreams



After meticulously poring over every detail, Randy decided bigger was better and opted to add the gambrel roof.

He left all the aesthetic details to his wife.

The result: the perfect workshop with plenty of room left over for storage and parking the family's vehicles.

Blue tarps are gone. Wife is happy. And all's well in Randy's world!



**24 x 28  
Gambrel Garage**





# Sunrooms



*Basic Sunroom*



*Deluxe Sunroom*

Our sunrooms give you luxury living space outdoors and are Amish Quality made in our own factory and designed to match your home's architecture and your dreams. They are professionally installed and guaranteed by our company.

Families, friends, and neighbors have always enjoyed the feeling of being outdoors. Whether it's lounging on a deck, relaxing on a patio, or just sitting on some backyard grass, most of us will admit a love for the outdoors to some extent. Sunrooms are an excellent way to combine conflicting desires in nature and comfort. Our sunrooms make living among nature almost a reality.

Our Sunrooms size range anywhere from 10'x14' to 14'x40', but we can customize anything that fits your *DREAMS!* And they also come in 2 different models.

*Choose a sunroom that enhances your backyard!*

## **BASIC MODEL INCLUDES:**

- Wood Grain Vinyl Flooring
- Painted Wood Exterior
- Secure Fiberglass House Door w/ 15-Lite Glass
- Metal Frame 46"x46" Windows with Screens
- Beaded Plywood finished interior with Clearcoat Finish
- Hip Roof Style
- 70 Amp Breaker Box, 3-Outlets, 1 Ceiling Fan with Light, 1-Switch



## **DELUXE MODEL INCLUDES:**

- Insulated Floor
- Wood Grain Vinyl Flooring
- Vinyl Exterior
- Secure Fiberglass House Door w/ 15-Lite Glass
- Insulated 48"x48" Windows with Screens
- Insulation in floor, walls, & ceiling ready for year round use
- Tongue & Groove Pine finished interior with Clearcoat Finish
- Hip Roof Style
- 70 Amp Breaker Box, 3-Outlets, 1 Ceiling Fan with Light, 1-Switch





# Consession Stands



*Shown with optional house type door and shutters.*

We know how expensive it can be to run a Little League, High School Sports Programs, Club Soccer Teams, Youth Football, Community Pools, and many other Non-Profit Organized Activities.

We have also found, one of the best ways to offset the expenses your teams and leagues incur is to have a concession stand onsite at all the games or events.

That money in turn will help you provide your teams with quality equipment, uniforms, and even a maintenance budget you would have been forced to pay for out of pocket.

Our concession stands make your work easy. Call one of our experts and let us deliver your concession stand easy, fast, and ready to use! The benefit of doing things this way is to save yourself a lot of up front cost and you will begin to see the return on your investment almost right away.

## STANDARD FEATURES:

- 4x4 Pressure Treated Foundation Runners
- 2x4 Floorjoist with 5/8" Plywood Flooring
- 2x4 Wall Studs 16" OC
- Cedar Creek Vinyl Siding with 1/2" Wood Sheating
- 18x27" Sliding Windows with Screens
- 36" Entry door with Arch Glass
- 2x4 Rafters 16" OC
- 1/2" Wood Sheating on Roof
- 30 Yr Asphalt Shingles
- Gable Vents
- Electric Package Including:
  - \* 70 AMP Breaker Box to be able to tie in additional stoves and grills if needed.
  - \* 1- Switch
  - \* 1- Light
  - \* 2- Recepticles





# Home Office



If you're under the impression that you need a spare room or a huge master bedroom to set up a workspace in your home, you're wrong (although both sound quite nice). Brilliant work-friendly spaces can emerge right from your backyard. Sounds too good to be true?

Picture yourself not having to drive 30 minutes to work every day. Not having to fill up your car with gas every week. You could wake up and enjoy a hot cup of coffee with your wife before you start your day. Starting out the day right is the key to success. You could come and go as you please.

Are your days filled with deadlines, after-school commitments, and other pressures. Whether you're a journalist, husband, wife, designer, or mother, You can live a surprisingly balanced life.

Your secret? This Sweet Home Office, is housed right in your backyard. Here you can retreat away from your domestic responsibilities to write, study, and pursue breaking news stories for the Associated Press.

*"Being detached from the house is key."*

## BASIC MODEL INCLUDES:

- Electric wiring run including: 70 Amp Breaker Box, 4-Outlets, 1-Switch and Wire Run for Customer installed Fan/Light Combo and Co-ax Cable installed for your TV
- 3 - Insulated 24 x 36 Windows with screens and Shutters
- Secure 36' Fiberglass House door w/ Glass
- Insulated Floor
- Wood Grain Vinyl Flooring
- Miratec Trim Around Exterior and Wood Corners
- Ridge Vent and Vented Soffits for Future Insulating Purposes



## DELUXE MODEL INCLUDES:

- 100 Amp Breaker Box, 6-Outlets(1-Direct Wired for AC/ Heating Unit), 1-Phone and Internet Line,2-4' Fluorescent Lights, 1-Outside Light at Door, 2-Switches
- Insulated Floor
- Wood Grain Vinyl Flooring
- Insulation in floor walls & ceiling ready for year round use
- Interior Walls and Ceiling Finish with Clear Coated Beaded Plywood
- Secure Fiberglass House Door w/ Glass
- 3 - Insulated 24 x 36 Windows with Screens and Shutters
- Miritec Trim Around Exterior and Wood Corners
- Ridge Vent and Vented Soffit



# Man Caves



**G**et your Man Cave delivered fully assembled and ready for use!!

Picture yourself at the end of another long work day, or work week, and the overwhelming need to just check out, and relax for a couple hours. Whether you were in the office for 65 hours or on the floor of the factory for 50 hours, you deserve a break, a chance to unwind, and kick back in your own space.

Do you need to have a place at your home where you can get away from all the noise, and relax while watching the game? That place where you can have the guys over for a little card game, in your own space without the interruptions that you have become accustomed to.

You need your space... To do what you want... when you want to do it!

What's stopping you?

## DELUXE MODEL INCLUDES:

- Insulated Floor
- Wood Grain Vinyl Flooring
- Insulation in floor walls and ceiling ready for year round use
- Secure 36' Fiberglass House door w/ Arch Glass
- 3- Insulated 24 x 36 Windows with Shutters
- Miratec Trim Around Exterior and Wood Corners
- Ridge Vent & Vented Soffits for Future Insulating Purposes
- Tongue and Groove Pine Interior with Clearcoat Finish
- Custom Bar with footrest
- Collapsible table
- Built in trophy stand
- Electric wiring run including:
  - 70 Amp Breaker Box
  - 4-Outlets
  - Ceiling Fan with Light
  - Outside Door Light
  - 2-Switches

28.



## TESTIMONIAL:

Our second purchase from Stoltzfus Structures was a customized "Man Cave". It's 12 feet by 32 feet of awesomeness! Working with John at Stoltzfus Structures was extremely easy and he was quick to respond to my many questions and changes along the way.

We are very happy with our new "Man Cave" (which is really a pool house for us), and there is nothing cooler than watching Stoltzfus Structures deliver a nearly 400 square foot building. Our neighbors were blown away when they saw the building driving down the street seemingly on it's own, due to the remote controlled "Mule" machine that placed the building perfectly on our slab foundation.

We will definitely recommend Stoltzfus Structures to our friends and family and anyone else who admires our new pool house, and we are looking forward to many years of relaxing and enjoying our new addition to our property!

- Andrew



# She Sheds



## Why Would Someone Get a She Shed?

Stoltzfus Structures is realizing the importance for ladies to be able to escape from the busyness of life and relax. To be able to get away from the everyday stress of work, family, and even social drama is very important. With a she shed it's like being away, without being away.

## What Would I Do in a She Shed?

Our she sheds for sale primarily serve as an escape from the noise and all the work around your house. When you're at home you look around and see dirty windows, dust on the furniture, toys on the ground, you hear your husband playing loudly with the children, all that means it is the time to relax in your she shed and just get away. It not only does you good to refresh but it will impact your whole family, because when mom is happy, everyone is happy!!

## Does a woman need to build her She Shed without any male help?

The answer to that question is absolutely not, here at Stoltzfus Structures we would love to help design your she shed kit. We want to listen to your dreams, and then we can help design and plan where you want your windows, your doors, what colors, etc.

*The possibilities are endless, let your imagination run wild!!*

## STANDARD FEATURE INCLUDES:

- 4x4 Pressure Treated Skids
- Floor joists are standard 2x4's 16" on center
- Insulated Floor
- 5/8" Smart Finish Wood Flooring
- Vinyl Flooring
- 2x4s 16" OC Wall Studs
- Insulated Walls and Ceiling for Year around use
- Tongue and Groove Pine Interior with Clearcoat Finish
- 7' High Walls
- 1/2" Painted Smartside Siding or Cedar Creek Vinyl Siding w/ 1/2" Wood Sheathing
- (1) Set of 6' Insulated 15 Lite House Doors
- (3) 30"x36" Windows with Trim and Shutters
- 7 Pitch Rafters are constructed of 2x4s 16" OC
- 7" Overhangs on Gables
- Transom Dormer with insulated Transom Windows
- (1) Insulated Transom Window in Each Gable
- 1/2" OSB Roof Sheathing
- 30 year Architectural Shingles w/ tar paper
- Ridge Vent and Vented Soffit
- Electric Wiring run including: 70 Amp Breaker Box, 4 Outlets, Ceiling Fan/Light Combo, 2 exterior lights, and 2 Switches



# Gazebos

When looking for the perfect touch of class and comfort to the home or backyard, you might consider our outdoor vinyl or wood gazebos. Simplistic in their construction and beautiful when finished, wood gazebos speak volumes about your style and sensibilities for outdoor living. A perfect retreat from the summer heat, to relax and enjoy an ice-cold lemonade. Outdoor wood gazebos also provide the perfect shelter when listening to the soothing sounds of rainfall. For these reasons and many others, you should snatch up the first opportunity you get when you see a gazebo for sale!





# Pergolas

As the weather begins to get warmer, people spend more time outdoors in their backyards to entertain and enjoy the beautiful weather. Backyard pergolas are the perfect focal point for any outdoor space. These spaces are great to host friends and family or to provide a romantic setting for a moonlit dinner with that special someone. Transform your outdoor grilling area to an elegant oasis by purchasing a pergola and customizing it to fit your personal style.



We love the pergola! It looks so beautiful. The crew were great, very professional, and took care of any of our concerns right away. All in all, we are very very pleased with the craftsmanship and the customer service we've received!

Best,  
Emily



# Pavilions

Summer is the time for friends, family and relaxation. With the kids out of school and the weather being nice, most families tend to flock to the outdoors to enjoy the sunshine and fresh air. When it comes to finding the right balance between fun in the sun and being made in the shade it can sometimes be a challenge, especially if you have a small porch or patio to work with. When you're ready for some quality family time outdoors, having a backyard pavilion to retreat to is the ideal way to keep cool and comfortable during the Summer heat.



We are totally thrilled with our pavilion! It is so much nicer, intricate, and detailed than any picture we viewed previous to the project! It is so nice and cool under it even on the hottest days and we have lots of space and visitors to enjoy it in. Thank you so very much for helping us with our ultimate dream outdoor space! It is exactly what we were looking for and so much more! Your building team was so courteous and friendly and we felt comfortable with them at our house. They were confident in the project as well. I would use this company in the future any time! I believe one important thing to note is this company responds back immediately when called. I am so amazed about the great communication! That does NOT happen with ANY other company. We also liked that your company appears to be a Christian company, so we feel bonded with that aspect as well. Thank you for serving us!! -Linda A.



# Dog Kennels

Whether you want to keep your dog outdoors, or let it roam through out the day, an outdoor dog kennel is a great way to keep your dog contained while still providing space to run around. At Stoltzfus Structures we make custom dog kennels in four convenient sizes.

Our outdoor dog kennels provide every item a good kennel needs: a run area, an insulated dog box, and a glass board floor for the dog box.



Great Job on my Dog Kennel!

- Kareem McKenzie, (New York Giants Offensive Tackle)

